

KAP SURFACE WALL Ø100

Number of heads	1
Mounting	Wall surface
Lamps description	Power LED 9W 850 lm 3000K CRI 80
Luminaire luminous flux	Extreme Cut-off. See reference number
Voltage (V)	220/240
Environment	Indoor

OPTICAL


Reflector finish	Gold
Aiming	Fixed
Light distribution symmetry	Symmetric
Beam angle	33°

ELECTRICAL

Transformer availability	Included
Transformer mounting	Integral
Transformer type	Electronic
Emergency	Without
Insulation class	Class I

PHYSICAL

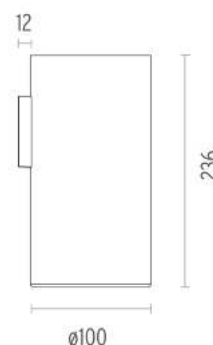
Diameter (mm)	100
Height (mm)	236
Construction material	Extruded aluminum
Weight (kg)	0,90



Kap Surface Wall Ø100 designed by FLOS Architectural

Luminaire for wall mounting with led light source, nonregulable 220-240V, 50-60hz power supply integrated in luminaire body.

03.5731.11A - 359lm	White / Matt Gold
03.5731.ASA - 359lm	Brushed Aluminium / Matt Gold
03.5731.ANA - 359lm	Black / Matt Gold
03.5731.B3A - 359lm	Brown / Matt Gold



CERTIFICATIONS



Kap Surface Wall Ø100 . Lamps



Power LED

Lamp category:
LED

Socket:
Special base

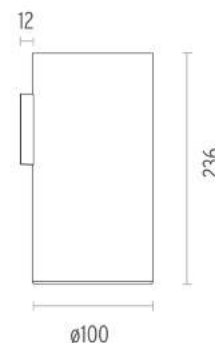
Lamp type:
Power LED



Kap Surface Wall Ø100 designed by FLOS Architectural

Luminaire for wall mounting with led light source. nonregulable 220-240V, 50-60hz power supply integrated in luminaire body.

	03.5731.11A - 359lm	White / Matt Gold
	03.5731.ASA - 359lm	Brushed Aluminium / Matt Gold
	03.5731.ANA - 359lm	Black / Matt Gold
	03.5731.B3A - 359lm	Brown / Matt Gold



CERTIFICATIONS

